



## Are you going to a SHOW this weekend? Is your horse or pony for sale?

Try our **FREE new service** to show your horse or pony is for sale to riders at the show!

Tick horse or pony is for sale under the horse's **COMPETITOR** profile on Main-Events and then all classes entered under Main-Events.com will show your horse is for sale with a green \$ mark.

Riders can watch from the sidelines and then contact you at the show or later via secure email service from the Horse Profile area if interested. You do the negotiations. We don't take any commission.

It's easy DIY ... upload photos, a long or short profile, video links, and pedigree.



Is for sale?

If true, other members will be able to contact you

Add the photo and short blurb from **EDIT DETAILS** on horse profile page. Or link directly to a listing on a Sales website you already have by using the **Link to Other Website on Horse**. Results from Main-Events shows are already in place for each horse/pony on the **Results** tab.

Add **Long Profile** and other info items by clicking on **ADD INFO** blue button. Here are the first few horses we have listed that demonstrates how it works and what to say! Please note, these horses may have since sold! They are just for display.

<https://www.main-events.com/competitor/59262/eye-wonder> SOLD

<https://www.main-events.com/competitor/56385/chuppa-chups-sp>

**Don't delay and miss out! Riders are at the show this weekend looking.**

Step by step instructions are on the next page. Or see Vic at the office if you need help.

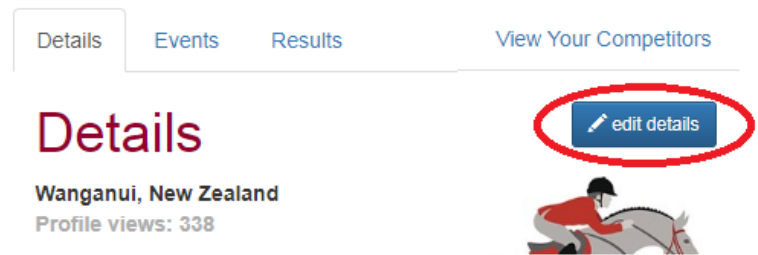
*NOTE - when you go to your horse profile, anything is grey text is hidden from everyone else so if you want riders to see the info then click on blue pencil button and tick PUBLIC*

# How to list your horse for sale - Step by Step

1. Login to Main-Events. Click on MY MAIN-EVENTS under the login area to access your profile information. From MY MAIN-EVENTS, click on the COMPETITORS tab. From the COMPETITORS tab, click on the horse name that is for sale to go to their DETAILS.

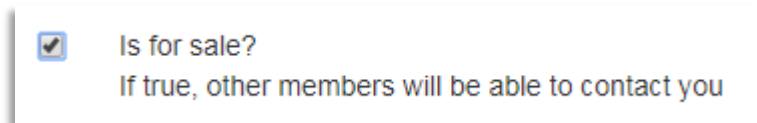
## TICK for sale

2. Listing your horse for sale so others see it in the class lists etc., is all you need to do to get started. You can add details later. From the horse DETAILS area click on the blue EDIT DETAILS button top right.
3. We suggest you put in 3 or 4 lines under PROFILE on the horse so that it appears when riders look. Tick the horse is for sale and SAVE. You can edit any of the information that shows here. Click SAVE to go back to the DETAILS view.



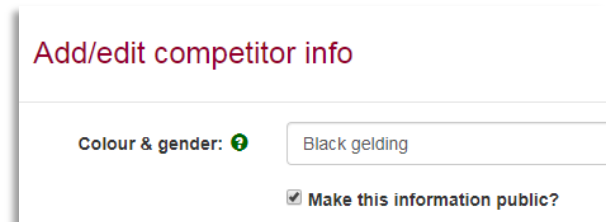
## PHOTO (Optional)

Once back in the DETAILS view, click on EDIT PHOTO to add one photo of the horse.



## DETAILS area where you tell buyers about your horse (Optional)

4. This shows a list of all the info items that were asked by a show during the online entry process since you first added the horse to Main-Events. If they are grey in text, they are flagged as PRIVATE so only you with your login can view that information. No other rider can see that info. Any information that you want to show to intending buyers you will need to edit and make PUBLIC. Click on the blue pencil button to edit that info item. A form will popup (see above)- you TICK to make this information public and click on SAVE. You can edit the INFORMATION that displays for *any other* public item using the same process.
5. To move info items up or down to make sense of the info order, click on the double arrows (pale blue) and drag up or down. When you have positioned one item, you should then click on the REFRESH button (or press F5) to SAVE that position.
6. We suggest you ADD one or more of the following info items to your public list to aid in the sale. To add an info item that is not in your list, click on the blue ADD INFO button and type in the following TEXT exactly as we show below. A form will popup with matches and you choose the correct one. Type in the information and SAVE.



**Long Profile** (no limit to text unlike the short profile listed under the EDIT DETAILS) This can include pedigree, colour, gender age etc.

**Link to Other Website on Horse** (copy and paste URL from TradeMe, I Spy or other website)

## Whats next?

Every show or class the horse or pony is entered in will show a \$ sign beside their name (until you take it off). If riders click on the horses name from a class, they can then go to VIEW THE FULL PROFILE and the information you entered above will appear.

They can then email you privately using a secure email form the same area by clicking on CONTACT while looking at the horse for sale. Or they might have a chat at the show.

## What happens when horse/pony is sold?

You come back through and UNTICK the horse for sale. Simple as that!